

EMPLOYING YOUR COMMUNITY


The Enterprise Group focuses on employing people who are blind or vision impaired in manufacturing, food packaging, and administrative services, through both public and private sector contracts. Employment opportunities are available in Lancaster, Lebanon, Cumberland, Philadelphia, and York Counties.

 44,307


Delineator posts – the reflective posts on the side of highways – were manufactured by employees who are blind at VisionCorps. The most prominent display of VisonCorps’ work on these is on the Pennsylvania Turnpike.

 2,963

Tons of rice were packaged and distributed in VisionCorps’ Lebanon Facility for the U.S. military both domestically and internationally - as far away as Afghanistan and Iraq.

 64,424

Spray bottles were filled, labeled, packaged and distributed with cleaners in VisionCorps’ janitorial and sanitation line.

 1,584,031

Individual helmet pads were completed and distributed by VisionCorps by employees who are blind. Did you know that VisionCorps provides 75% of helmet pads worn by the entire U.S. Military?

 112,342

Number of hours of direct labor filled by 72 employees who are blind or vision impaired.

 552,650

Number of units recycled, refurbished and reformatted for the National Library Service’s (NLS) audio books program. As part of the Library of Congress’ commitment to books and periodicals for the blind, VisionCorps’ York facility provides the labor to process the cartridges and containers the NLS uses for the program.

VisionCorps

Serving Adams, Chester, Lancaster, Lebanon, and York Counties.

244 N. Queen Street, Lancaster, PA 17603 • 717-393-5894 • visioncorps.net

 @visioncorpspa

 @visioncorps



20 ANNUAL REPORT 22

VisionCorps

Empowering Individuals with Vision Loss to **Attain Independence**



VisionCorps

2022 ANNUAL REPORT

STATEMENT OF ACTIVITIES 2022 FISCAL YEAR OCT 2021-2022

Organizational Employment Revenue:	
Organizational Employment Revenue, Net	\$20,435,102
Rehabilitation Services Revenue	\$ 15,437
Fundraising Revenue & Bequests	\$ 1,181,868
Other Revenue	
Investment Activity, Net	\$ 273,356
Miscellaneous Income	\$ 755,567

TOTAL REVENUES	\$ 22,661,330
-----------------------	----------------------

Program Services	\$21,169,750
Administration	\$ 2,009,346
Development	\$ 446,473
Other Expenses	\$ 3,295,356

TOTAL EXPENSES	\$26,920,925
-----------------------	---------------------

CHANGE IN NET ASSETS	\$(4,259,595)
-----------------------------	----------------------

STATEMENT OF FINANCIAL POSITION

TOTAL ASSETS	\$34,781,774
---------------------	---------------------

Liabilities	\$ 2,150,986
Net Assets	\$32,630,788

TOTAL LIABILITIES AND NET ASSETS	\$34,781,774
---	---------------------

SERVING YOUR COMMUNITY



53

Volunteers donated their time to VisionCorps.




2,025

Hours were contributed by volunteers, valued at \$21,844.



303

New clients were referred for rehabilitation services.



1,168

Adult clients were served in five counties.



VisionCorps served **90** youth clients, ages birth to 18, in fiscal year 2022.



12,769

Hours of service were provided to children and adults experiencing vision loss.



9,175

Preschool aged children were screened for potential vision impairments. Of them, 533 were referred for an eye exam.

FUNDING SERVICES:

VisionCorps received numerous grants from Foundations throughout its service area and appreciates generous support from:

- Fidelity Charitable Gift Fund
- Rutter's Children Charities, Inc.
- GFWC PA Women's Club of Spring Grove
- Lebanon Kiwanis Foundation
- Pennsylvania Vision Foundation
- Robert M. Lauman Charitable Foundation
- Powder Mill Foundation
- The Bishop Foundation
- Community Aid Foundation
- Ashland Foundation
- Anabaptist Foundation, Inc.
- CRELS Foundation
- Lancaster County Community Foundation
- Steve and Donna Jones Foundation
- The American Gift Fund
- Willis and Elsie Shenk Foundation
- Vanguard Charitable
- York County Community Foundation
- Albert A. Alley Family Foundation